



# 2011-2012 GMT Reports for District (or Undistricted) **District 1 CN**

GMT: **Doctor GARY A ANDERSON** Location: **ILLINOIS**

GMT CA: **1**

## CLUBS

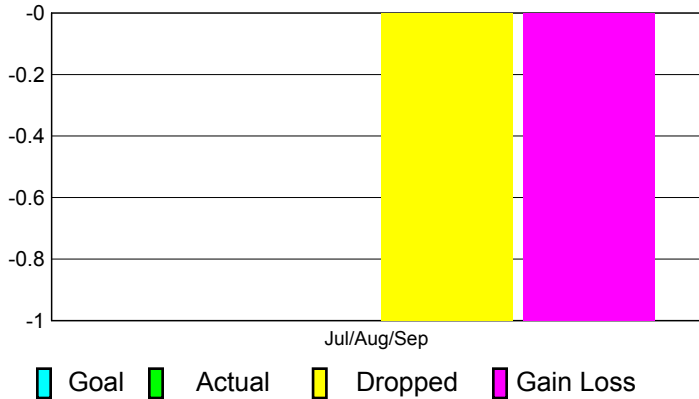
**Club Results**  
2011-2012

**Clubs**  
2010-2011

| Month         | New Club Goal | Actual New Clubs | Actual Dropped Clubs | Gain/Loss of Clubs | Gain/Loss of Clubs |
|---------------|---------------|------------------|----------------------|--------------------|--------------------|
| Jul/Aug/Sep   |               | 0                | -1                   | -1                 | 0                  |
| <b>Totals</b> |               | <b>0</b>         | <b>-1</b>            | <b>-1</b>          | <b>0</b>           |

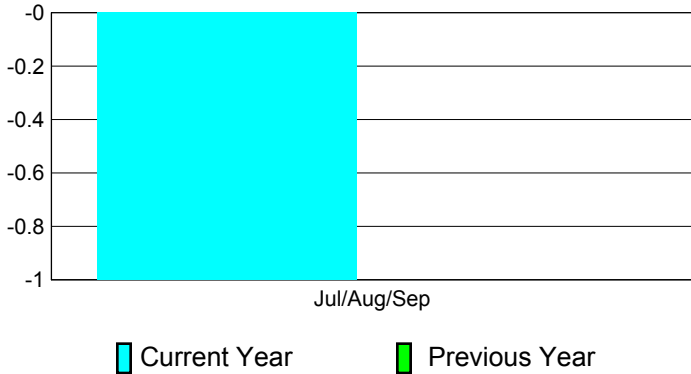
### Club Results 2011-2012

Goal, New, Dropped, Gain/Loss




### Comparison of Club Gain/Loss

Current Year Compared to the Previous Year



### YTD Status Quo Clubs 2011-2012

Status Quo Clubs Compared to Status Quo Members



## MEMBERSHIP

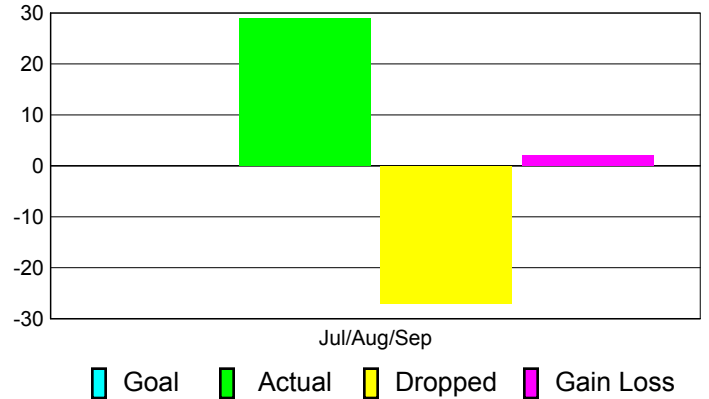
**Membership Results**  
2011-2012

**Membership**  
2010-2011

| Month         | Net Memb Goal | Actual New Memb | Actual Dropped Memb | Gain/Loss of Memb | Gain/Loss of Memb |
|---------------|---------------|-----------------|---------------------|-------------------|-------------------|
| Jul/Aug/Sep   |               | 29              | -27                 | 2                 | 2                 |
| <b>Totals</b> |               | <b>29</b>       | <b>-27</b>          | <b>2</b>          | <b>2</b>          |

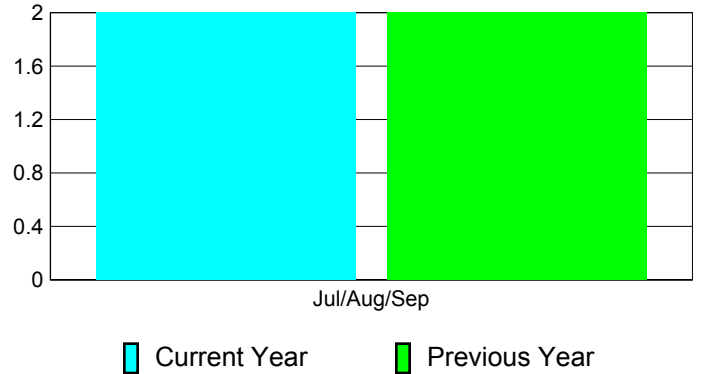
### Membership Results 2011-2012

Goal, New, Dropped, Gain/Loss

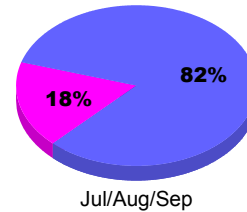


### Comparison of Membership Gain/Loss

Current Year Compared to the Previous Year



### Gender Comparison 2011-2012



Male Female